

The Second Stage of NMAT Admission Process

The second stage of MBA Selection Process includes an on-line Written Analytical Test (WAT) and Personal Interview (PI). We will use Zoom platform to conduct the on-line process and you will write WAT in a Google Form.

You will receive the Call Letter for the process on your NoPaperForms dashboard. You must submit the WAT & PI invite form and make the payment. After making the payment "Book your WAT/PI slot" will appear on your dashboard. . Please choose date and session for your WAT/PI process.

Please note: Each session has limited seats. You should book another slot if your first preference is not available. No rescheduling requests will be entertained.

On the day of the WAT/PI:

1. **Briefing:** Prof Anupam Rastogi/ Madhavi Gokhale will brief you about the WAT & PI process and salient features of MBA from NMIMS University through Zoom Meeting1. The invite for Zoom Meeting1 will be sent on your registered e-mail address a few hours earlier.

WAT & PI Process

2. After the briefing, you will be required to join the WAT/PI Zoom meeting2 from your dashboard. You will be in the waiting room and will be admitted, after your photo identity proof and NMAT admit card issued by GMAC are checked by the admin.
3. WAT will be conducted using a Google form. Kindly log into your Gmail Id. You must keep video and audio on all the time. The admin will proctor the candidates in Zoom meeting2 while you are writing WAT in a Google form.
4. The admin will paste the Google link on the chat of the Zoom meeting2.
5. After writing your WAT response, you must **submit** your Google form as soon as the admin announces that time is up. Please note that you can submit the form only once. **Your write-up will be checked for plagiarism.**
6. After the WAT process, you will be moved to the waiting room of the Zoom meeting2 till the panel members join. You will have to keep your photo identity proof and NMAT ID handy.
7. If a candidate has work experience, this panel will also evaluate his/her work experience.
8. The WAT and PI session will be recorded. Any unfair means used by a candidate at any stage will be disqualified.
9. In the event of a network dysfunctionality, please follow the panel's suggestions.
10. Post WAT & PI process, the merit list will be announced on our website in March 2022.

The whole WAT and PI process will take 4 to 4 ½ hours.

Reporting time

Morning session: 8.30 am




Afternoon session: 1.00 pm

Instructions for WAT & PI

1. **Keep your photo Identity proof and NMAT Admit Card issued by GMAC with you (soft or hard copy).**
2. You should dress in formals.
3. You should sit in an illuminated place having minimum background noise. Your ears should be visible and not covered by hair or any device. Do not use headphones that cover your ears. During interview earphones or earbuds that can be inserted inside the ear can be used.
4. Video and audio of your PC/ Laptop should be on.
5. Please ensure that you have a good network connectivity. Responsibility of a good network connectivity rests with you.
6. No separate reminders will be sent.

- Dashboard
- All Application Form(s)
- Post Graduate Program
- My Profile
- My Communication
- My Payments
- Logout

Dashboard

No Application(s) In-Progress  **01** Application(s) Completed  No Query Raised 

Application Form	Application No.	Application Submitted On	Application Fees	Action
------------------	-----------------	--------------------------	------------------	--------

Post Graduate Program

MBA 2022 Application Form	GD210130048	12/12/2021 06:07 PM	₹3068.00	WAT-PI Form Payment Approved
---------------------------	-------------	---------------------	----------	---

[Ack. Receipt](#) [Call Letter](#) [Application Form](#)

You will not be able to Apply for NMIMS since you have already given your NMATbyGMAC Exam.